

Kumon Mathematics Program

Level 4A

Writing Numbers
Reading Numbers
Counting

Student Name: _____

Starting Date: _____

Completion Date: Your Child's Goal

Jan Apr July Oct
Feb May Aug Nov
Mar June Sep Dec

The goal is based upon your child's individual abilities. It takes into account the number of pages your child is currently able to complete per day and the number of repetitions necessary to ensure mastery of the worksheets.

Goals of Level 4A

Good work! Your child is now ready for Level 4A, a level that presents the sequence of numbers from 1-100. By the end of this level, your child should be able to recite and read numbers up to 100, and write numbers up to 50. Throughout Level 4A, your child will learn how to hold a pencil correctly and draw numbers confidently.

Contents of Level 4A

Worksheet Number	Section
1 - 40	Number Tracing Exercises
41 - 100	Number Writing Exercises up to 10
101 - 120	Number Writing Exercises up to 20
121 - 140	Number Writing Exercises up to 30
141 - 200	Numbers up to 50

Features of Level 4A

4 A 53a KUMON® Number Writing Exercises up to 10 Part 2 4A 53



Name _____
Date ____/____/____
Time : to :

100% 50% 25% 0%

Write the numbers.

4

5



In this level, your child will progress from tracing numbers to filling in the blanks in number tables, number boards, and complete-the-sequence problems.

By the time your child comes to the end of Level 4A, he or she should be able to read numbers up to 100, and write numbers up to 50.


Helpful Hints for Parents

If your child is not writing numbers neatly in the beginning of this level, do not worry too much. Your child's writing and work skills will improve as he or she progresses through the level. Once your child's work skills have improved, he or she will become more relaxed and will naturally write numbers that match the size of the numbers on the worksheets.

4 A 199b

Fill in each circle with the missing number.

31		○	34		36	37	○	39	40
41	42	43	44	○	46	47	48	49	○



When practicing reading numbers in the number tables, have your child read the numbers aloud while pointing to each one. If your child finds it difficult to read the number tables, read the numbers aloud and have him or her repeat after you.

For smooth progression, encourage your child to count objects and recite numbers regularly.

Instructor's Comments
